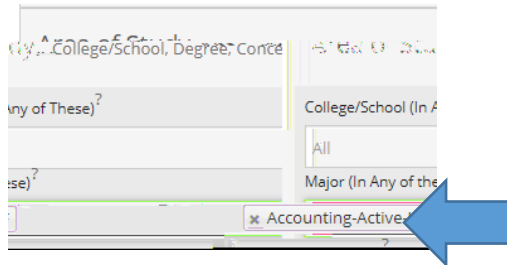


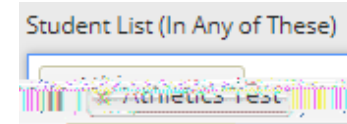


1. Complete [redacted] from page 1.
2. After setting your semester, scroll to the "Area of Study" and then type in the major/s in the major (in any of these) box. Be sure to click on the *major-active-UAF*.



3. Complete [redacted] from the Grades Report by Advisor Assignment section.

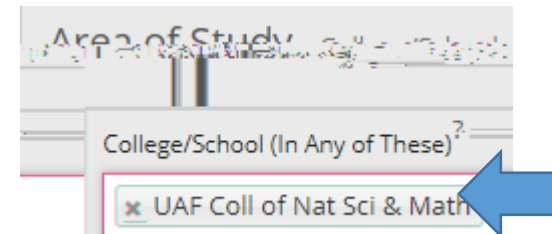
1. Complete [redacted] from page 1.
2. After setting your semester, scroll to the "Student Information" and click on Student List and type in your student list or lists.



4. Complete [redacted] from the Grades Report by Advisor Assignment section.

How to create a student list [handout](#).

1. Complete [redacted] from page 1.
2. After setting your semester, scroll to the "Area of Study" and then type in the UAF *College/School* in the College/School (in any of these) box.



3. Complete [redacted] from the Grades Report by Advisor Assignment section.

