

Demographics

Demographic information about applicants, current students, and graduates.

APPLICANTS

AY 2023-24

Total number of applicants:	50
Admitted/Enrolled:	30
Denied:	6
Withdrew After Admission:	8
Withdrew Before Admission:	6

CURRENT STUDENTS

AY 2023-24

Total number of active students: 78


and

Students appear to meet or exceed the expectations on their knowledge base.

Courses were evaluated for effectiveness of the new course design, format, and plans of study. Faculty and students were surveyed to better understand experiences with new







Students will acquire knowledge, develop skills, and refine professional characteristics, through coursework and practical experience related to their selected degree concentration:

Clinical Mental Health Counseling

The majority of students are meeting or exceeding expectations in these specialty areas.

Faculty evaluated and monitored the impact of the increase in required credit hours (60 credits) for School Counseling candidates entering the program.

Faculty will continue to evaluate and monitor the impact of an increase in required credit hours (60 credits) on candidates seeking out the program.

Objective 5 - Research

UPDATE

All of the program's clinical mental health graduates (100%) are working in the field in the state of Alaska. All of the school counseling graduates are employed in the field in the state of Alaska except one who is employed in the field in another state.

Most of the program's graduates are working in the field of counseling in Alaska with 100% of Clinical Mental Health counseling graduates employed in the field in Alaska.

Program faculty and the graduate student advisor continued to share employment opportunities with students and new graduates of the program.

As program faculty and staff are made aware of open positions in Alaska, they will share this information with interns and recent graduates.

Key Performance Indicators

Key Performance Indicators utilize a sampling of the collected student assessment to show how CACREP core and specialty standards are met.

Assessment 2	20	3.65
Assessment 3	9	3.76
Assessment 4	10	100%

KPI: 2.f.4.d
KPI: 2.f.4.f

Mean score* or
Pass rate

of students

Assessment 5

10

100%

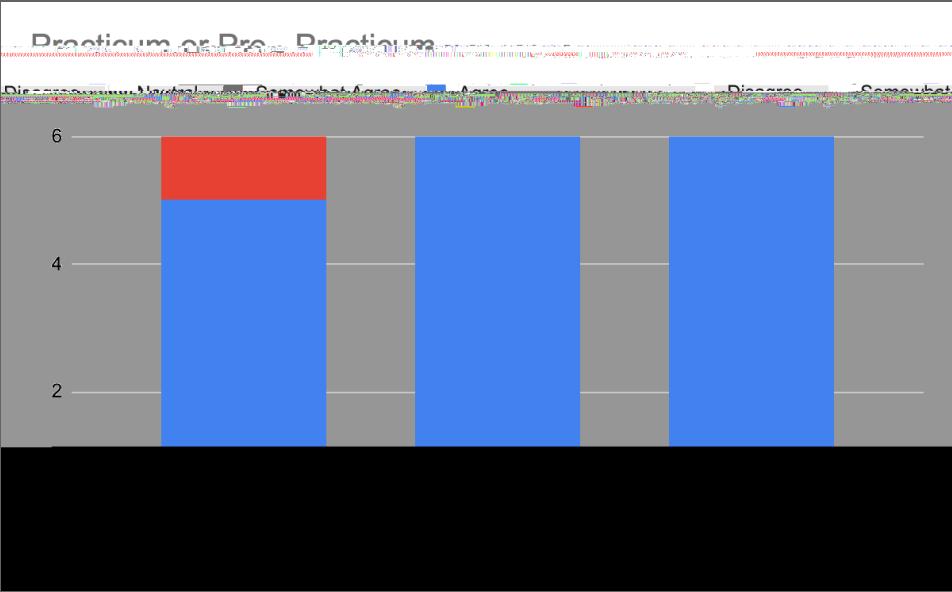

KPI: 2.f.6.b

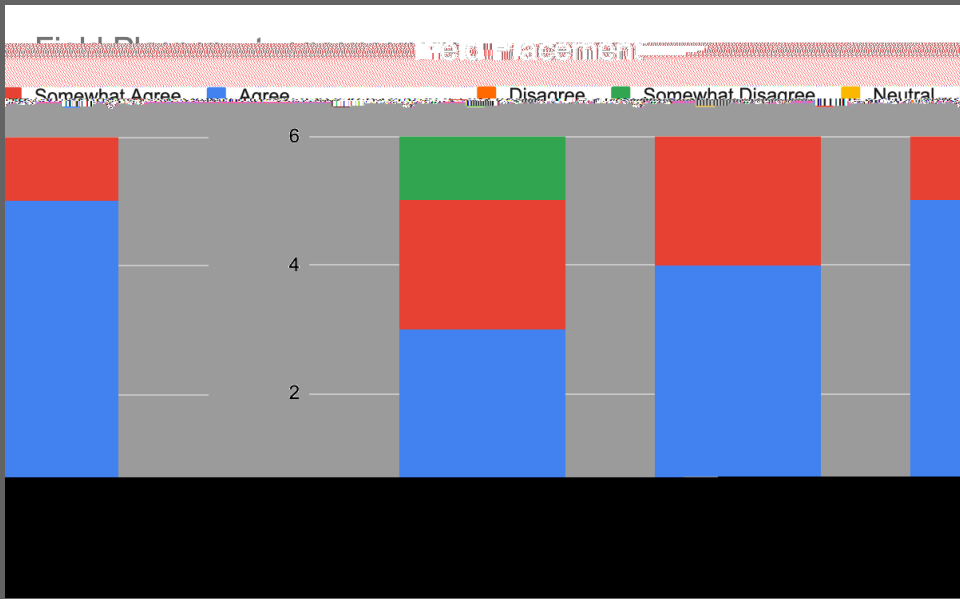
Assessment 1

Assessment 2

	Mean score	Pass rate
Assessment 1	3.5	90%
Assessment 2	3.5	90%

Assessment 1	32	3.84
Assessment 2	NA	NA
Assessment 3	7	3.71
Assessment 4	10	90%





UPDATE

7. In the Initial Site Visit with the student and UAF Faculty Supervisor, did you discuss mutual expectations and re

8. In the Midterm Site Visit did you work together with the student and UAF Faculty Supervisor to formulate a formative assessment? See chart below.

9. In the Final Site Visit, did you work with the student and UAF Faculty Supervisor to review the summative

2. Would you hire a graduate from the UAF Counseling program again?

UPDATE

Six out of eight respondents completed the survey. Overall, employers indicated satisfaction with the program's graduates.

Employees believe that graduates from the program are well-prepared, overall.

Program faculty assessed the needs of Alaska's communities statewide, and program of

